




T-300H

Pressures to 20,000 PSI
Flows to 10.3 GPM • Power 100 HP

Features

- ◆ Inline fluid end design.
- ◆ Pressure range of 15,000 PSI to 20,000 PSI.
- ◆ Flow rates from 2.6 GPM to 10.3 GPM.
- ◆ High volumetric efficiency for maximum horsepower utilization.
- ◆ Maximum frame load of 7,000 Lbs. / 3178 Kg.
- ◆ Field proven design.
- ◆ Extremely reliable - thousands in service.
- ◆ Easy field maintenance.
- ◆ Autofrettaged fluid cylinders and valve assemblies.
- ◆ Manufactured on state-of-the-art machinery.
- ◆ Rigorously subjected to full load testing.



Applications

- ◆ Water Blasting
- ◆ Chemical Injection
- ◆ Hydrostatic Testing
- ◆ Surface Preparation

Performance Specifications

T-300H Note: All flows are based on 100% volumetric efficiency.	PLUNGER DIA.	MAX. PRESSURE		FLOW					
		PSI	Bar	200 RPM		400 RPM		600 RPM	
				GPM	LPM	GPM	LPM	GPM	LPM
	0.650" - 17mm	20K	1379	2.6	9.8	5.1	19.5	7.7	29.3
	0.750" - 19mm	15K	1034	3.4	12.9	6.8	25.9	10.3	39.0

Stroke: 3" / 76 mm • Max. Speed: 600 RPM • Weight: 810 Lbs. / 368 Kg

GARDNER DENVER WATER JETTING SYSTEMS, INC.

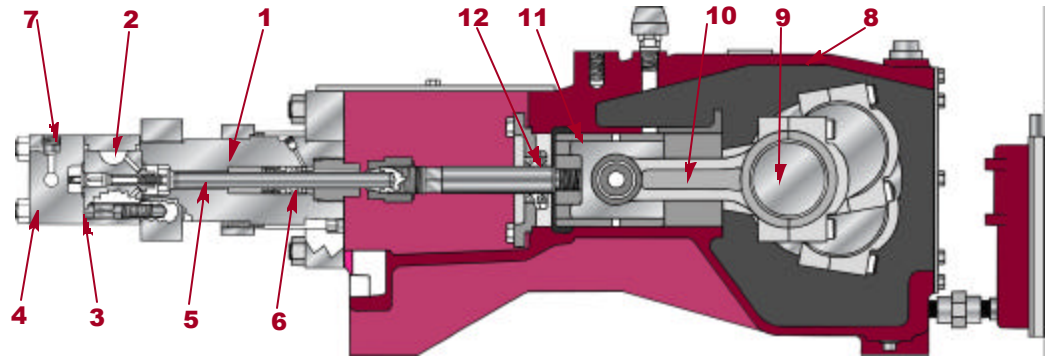
Partek • Liqua-Blaster • Geoquip • CRS Power Flow • Jetting Systems • American Waterblaster

800-231-3628 • 281-448-5800 • Fax 281-448-7500

www.waterjetting.com • mktg.wjs@gardnerdenver.com



T-300H PUMP



Fluid End

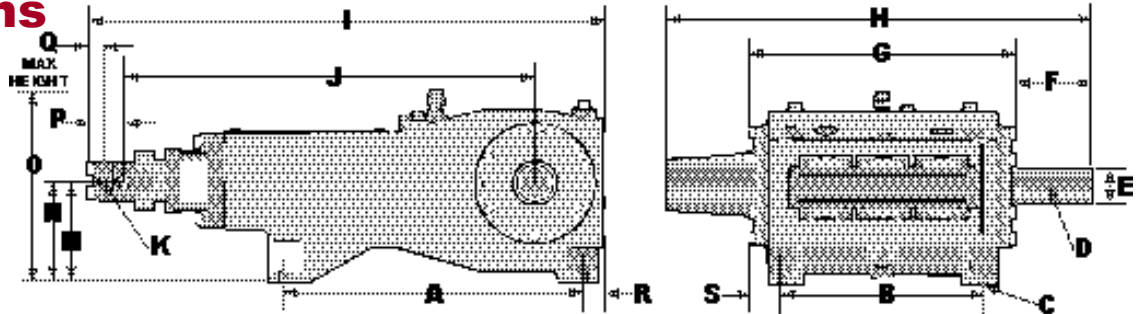
1. **Fluid Cylinder Body:** Three cylinders machined from hardened stainless steel and autofretted for extended life.
2. **Suction Manifold:** Hard, anodized aluminum. Also available in stainless for salt water applications.
3. **Valve Assembly:** Hardened stainless steel and autofretted for extended life. Valves are spring loaded for positive closing with a common seat used for both suction and discharge valves.
4. **Discharge Manifold:** Manufactured from precipitation hardened stainless steel.
5. **Plungers:** Collet style and made of tungsten carbide.
6. **Plunger Packing:** Carbon filled Teflon and polyethylene base, spring loaded, self-adjusting and easily replaceable from the rear of the stuffing box. Force-fed water provides lubrication and cooling.
7. **Pressure Relief:** Pressure safety head assembly (two rupture discs), mounted to the discharge manifold.

Power End

8. **Power Frame:** Manufactured from a single piece casting of high strength gray cast iron.
9. **Crankshaft:** Double extended alloy steel with tapered roller bearings to minimize side thrust load.
10. **Connecting Rods:** Ductile iron with automotive type split insert bearings.
11. **Crossheads:** Large, piston-type constructed of gray iron.
12. **Diaphragm Seals:** Installed with o-rings or gaskets and neoprene oil seals.

Bearings and crossheads are oil lubricated with a combined splash gravity system that insures adequate circulation at speeds as low as 200 RPM.

Dimensions T-300H



	A	B	C	D	E	F	G	H	I	J	K	L	M	N	O	P	Q	R	S
in.	24 ¹ / ₄	15 ¹ / ₂	0.8125	0.625	2 ¹ / ₂	4 ³ / ₈	21	30 ¹ / ₂	42	34 ³ / ₄	1MP	1 ¹ / ₂ NPT	7 ⁷ / ₈	7 ⁷ / ₈	15 ¹ / ₄	4 ¹ / ₂	1 ³ / ₄	1 ⁵ / ₈	2 ⁵ / ₈
mm	616	394	21	16	64	111	533	775	1067	883			200	200	387	114	44	41	67

Gardner Denver Water Jetting Systems reserves the right to change specifications without notice.

GARDNER DENVER WATER JETTING SYSTEMS, INC.

12300 North Houston-Rosslyn Road
Houston, TX 77086 USA



www.candbsales.com

119 Nolan Road, Broussard, Louisiana 70518
(337) 837-2701 fax: (337) 837-3250 sales@candbsales.com



GARDNER DENVER WATER JETTING SYSTEMS, INC.

Partek • Liqua-Blaster • Geoquip • CRS Power Flow • Jetting Systems • American Waterblaster

800-231-3628 • 281-448-5800 • Fax 281-448-7500

www.waterjetting.com • mktg.wjs@gardnerdenver.com